

**GEORGIA FOUNTAIN COMPANY, INC.**

2513 ROYAL PLACE, TUCKER, GA 30084 USA  
 PHONE: +1 770.934.3297 FAX: +1 770.934.8770  
 WEB: <http://www.georgiafountain.com>


**FK109-Series**



**Bursting Jet**

Standard Features					Lighting Options
Catalog Number	Maximum Height in Feet	Maximum Spread in Feet	Minimum Pool in Feet	60 Cycle Pump Horsepower	Lighting Suffix (Quantity /Total Watts)
<b>109-100</b>	8	2	16	1/3 Hp (120)	(1 / 250)

**FK110-Series**



**Clear Stream Jet**

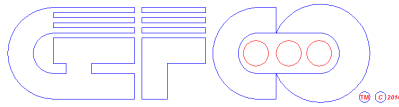
Standard Features					Lighting Options
Catalog Number	Maximum Height in Feet	Maximum Spread in Feet	Minimum Pool in Feet	60 Cycle Pump Horsepower	Lighting Suffix (Quantity /Total Watts)
<b>110-075</b>	8	2	16	1/6 Hp (120)	(1 / 250)
<b>110-100</b>	10	2	20	1/3 Hp (120)	(1 / 250)
<b>110-125</b>	12	3	24	1/3 Hp (120)	(1 / 250)
<b>110-150</b>	15	3	30	1/2 Hp (120)	(1 / 250)
<b>110-200</b>	20	4	40	2) 1/2 Hp (120)	(2 / 500)

**FK111-Series**



**Finger Jet**

Standard Features					Lighting Options
Catalog Number	Maximum Height in Feet	Maximum Spread in Feet	Minimum Pool in Feet	60 Cycle Pump Horsepower	Lighting Suffix (Quantity /Total Watts)
<b>111-100</b>	4	6	10	1/3 Hp (120)	(1 / 250)



**GEORGIA FOUNTAIN COMPANY, INC.**

2513 ROYAL PLACE, TUCKER, GA 30084 USA  
 PHONE: +1 770.934.3297 FAX: +1 770.934.8770  
 WEB: <http://www.georgiafountain.com>

**FK112-Series**



**Foam Jet**

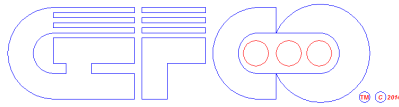
Standard Features					Lighting Options
Catalog Number	Maximum Height in Feet	Maximum Spread in Feet	Minimum Pool in Feet	60 Cycle Pump Horsepower	Lighting Suffix (Quantity /Total Watts)
112-075	1	1	6	3/10 Hp (120)	(2 / 500)
112-100	1	1	6	3/10 Hp (120)	(2 / 500)
112-125	2	2	8	1/3 Hp (120)	(2 / 500)
112-150	3	3	10	1/2 Hp (120)	(3 / 750)
112-200	4	3	12	3/4 Hp (120)	(3 / 750)

**FK113-Series**



**Calyx Jet**

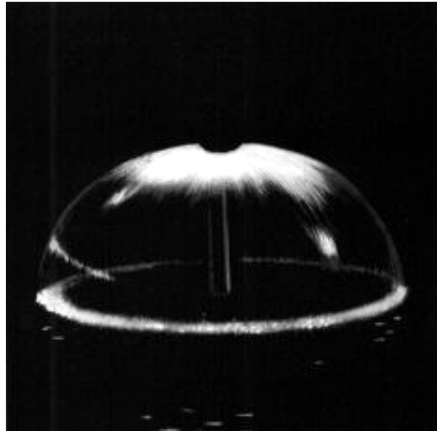
Standard Features					Lighting Options
Catalog Number	Maximum Height in Feet	Maximum Spread in Feet	Minimum Pool in Feet	60 Cycle Pump Horsepower	Lighting Suffix (Quantity /Total Watts)
113-150	2	2	6	3/10 Hp (120)	(1 / 250)
113-200	3	2	6	3/10 Hp (120)	(2 / 500)
113-300	3	3	10	(2) 1/2 Hp (120)	(3 / 750)



**GEORGIA FOUNTAIN COMPANY, INC.**

2513 ROYAL PLACE, TUCKER, GA 30084 USA  
 PHONE: +1 770.934.3297 FAX: +1 770.934.8770  
 WEB: <http://www.georgiafountain.com>


**FK114-Series**



**Bell Jet**

Standard Features					Lighting Options
Catalog Number	Maximum Height in Feet	Maximum Spread in Feet	Minimum Pool in Feet	60 Cycle Pump Horsepower	Lighting Suffix (Quantity / Total Watts)
114-050	1	3	6	1/6 Hp (120)	(1 / 250)
114-075	2	4	8	1/6 Hp (120)	(2 / 500)

**FK115-Series**



**Columnar Cluster Jet**

Standard Features					Lighting Options
Catalog Number	Maximum Height in Feet	Maximum Spread in Feet	Minimum Pool in Feet	60 Cycle Pump Horsepower	Lighting Suffix (Quantity / Total Watts)
115-125	8	2	16	3/4 Hp (120)	(2 / 500)