


GEORGIA FOUNTAIN COMPANY, INC.

2513 ROYAL PLACE, TUCKER, GA 30084 USA
 PHONE: +1 770.934.3297 FAX: +1 770.934.8770
 WEB: <http://www.georgiafountain.com>

FK301-Series



**Cross Hatch - Hourglass –
 Aerated Jet Grouping**

Standard Features					Lighting Options
Catalog Number	Maximum Height in Feet	Maximum Spread in Feet	Minimum Pool in Feet	60 Cycle Pump Horsepower	Lighting Suffix (Quantity /Total Watts)
301-48	8	4	16	1/2 Hp (120)	(6 / 1500)
301-72	10	6	20	(2) 1/2 Hp (120)	(8 / 2000)

FK302-Series



Aerated Streams & Bell Jets

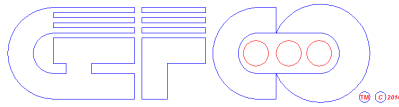
Standard Features					Lighting Options
Catalog Number	Maximum Height in Feet	Maximum Spread in Feet	Minimum Pool in Feet	60 Cycle Pump Horsepower	Lighting Suffix (Quantity /Total Watts)
302-48	4	4	8	1/3 Hp (120)	(5 / 1250)
302-72	8	8	16	(2) 1/2 Hp (120)	(5 / 1250)

FK303-Series



Double Outside Fall/ Inside Dome


Standard Features					Lighting Options
Catalog Number	Maximum Height in Feet	Maximum Spread in Feet	Minimum Pool in Feet	60 Cycle Pump Horsepower	Lighting Suffix (Quantity /Total Watts)
303-60	6	9	12	1/3 Hp (120)	(6 / 1500)
303-72	8	10	16	1/2 Hp (120)	(8 / 2000)



GEORGIA FOUNTAIN COMPANY, INC.

2513 ROYAL PLACE, TUCKER, GA 30084 USA
 PHONE: +1 770.934.3297 FAX: +1 770.934.8770
 WEB: <http://www.georgiafountain.com>


FK304-Series



Cross Hatch and 3 Aerated Jets

Standard Features					Lighting Options
Catalog Number	Maximum Height in Feet	Maximum Spread in Feet	Minimum Pool in Feet	60 Cycle Pump Horsepower	Lighting Suffix (Quantity /Total Watts)
304-48	4	4	8	1/3 Hp (120)	(5 / 1250)
304-72	8	6	16	(2) 1/2 Hp (120)	(7 / 1750)

FK305-Series



Three Aerated Stream Jets

Standard Features					Lighting Options
Catalog Number	Maximum Height in Feet	Maximum Spread in Feet	Minimum Pool in Feet	60 Cycle Pump Horsepower	Lighting Suffix (Quantity /Total Watts)
305-24	4	4	12	1/3 Hp (120)	(3 / 750)
305-36	8	5	16	1/2 Hp (120)	(3 / 750)

FK306-Series



Double Outside Fall & Bursting Jet

Standard Features					Lighting Options
Catalog Number	Maximum Height in Feet	Maximum Spread in Feet	Minimum Pool in Feet	60 Cycle Pump Horsepower	Lighting Suffix (Quantity /Total Watts)
306-60	6	5	12	1/2 Hp (120)	(4 / 1000)
306-72	8	6	16	3/4 Hp (120)	(5 / 1250)